

What Kind of Happy Are You?

Activity #1: Picture and Emoji Matching

Overview

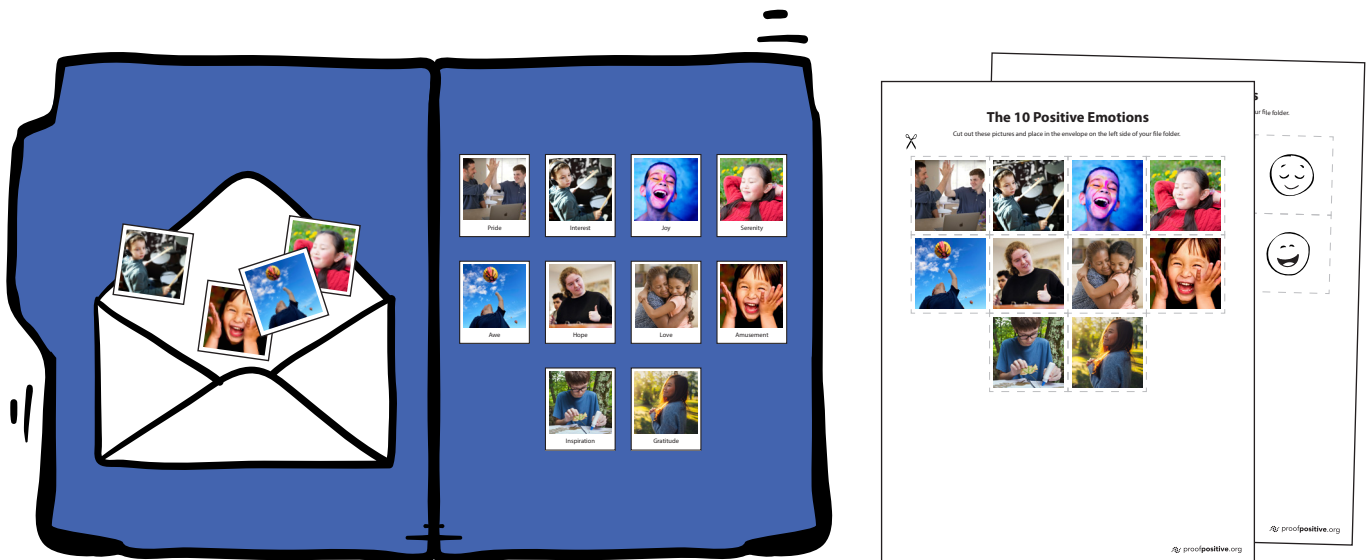
Are you looking for ways to incorporate happiness and social-emotional learning into your classroom? This file folder activity is great for students working on picture or emoji matching (identical) and will allow them to identify the 10 positive emotions.

Contents

- One set of colored, printable images that represent the 10 positive emotions for students to select from
- One set of colored, printable images (identical) that represent the 10 positive emotions for students to match to
- One set of printable emojis that represent the 10 positive emotions for students to select from
- One set of printable emojis (identical) that represent the 10 positive emotions for students to match to

Prep Instructions

- Print both sets of images above and cut on the dotted lines
- On the left side of your file folder, fill an envelope with the student images or emojis to select from
- On the right side of your folder, paste down the 10 images or emojis for the students to match to



Optional

Place velcro on the back of the images or emojis students will be selecting from and place velcro under the images or emojis students will be matching to. This will allow the images or emojis to stay secure through the activity.

Suggestions for Use

Instruct students to match photo to photo or emoji to emoji of the 10 positive emotions! This activity can be utilized for independent work systems, file folders, work baskets, morning work, generalization of concepts, and even direct instruction, discrete trials and more!

The 10 Positive Emotions



Cut out these pictures and place in the envelope on the left side of your file folder.



The 10 Positive Emotions

Cut out these pictures and paste on the right side of your file folder.



Pride



Interest



Joy



Serenity



Awe



Hope



Love



Amusement




Inspiration



Gratitude

The 10 Positive Emotions

Cut out these emojis and place in the envelope on the left side of your file folder.




The 10 Positive Emotions




Cut out these emojis and paste on the right side of your file folder.



Pride




Gratitude



Awe




Serenity



Amusement



Love




Hope



Joy



Interest



Inspiration