


DEAR ABBY...

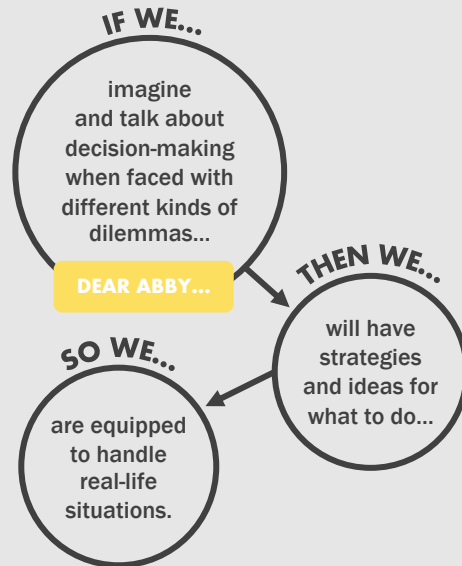
WHAT IS IT? A discussion that uses scenarios to explore character and citizenship.

WHAT IS IT ABOUT? Making responsible/ethical/healthy choices in difficult situations.



KINDERGARTEN

WHY DO THIS?



MATERIALS

 Dear Abby Library

THE BIG IDEA


We all have different ideas about how to solve problems, and that's okay—there are many effective ways to solve a problem. We're going to imagine situations, brainstorm what the options are, and identify what we like or don't like about them. Talking about these choices will help us make decisions in the future when problems arise.

INSTRUCTIONS

1. Choose a dilemma from the Dear Abby Library (or see Strategy Guide, pages 165-174).
2. Choose one of these activities: Turn and Talk, Role-Play, Flip the Switch, Write a Letter, or create your own. (See back of card for more information.)
3. Say **THE BIG IDEA** and read the dilemma to the class.
4. Follow these prompts to have a discussion:
 - a. Describe the dilemma and why it's a dilemma. Ask, "What makes this tricky?"
 - b. Brainstorm some options and their outcomes.
 - c. Ask, "What do you like and not like about these options? Why?"
 - d. Finish with a discussion of good solutions that have been brought up. Talk about why some options might be better for some than others.

»» **MUST DO:** Ensure everyone has a chance to participate. Keep questions and conversations open-ended, there does not need to be a right answer.

↪ **CAN ADAPT:** Use stories from books, a dilemma that arises in the classroom, or other academic materials.



AFTER THE ACTIVITY, DEBRIEF:

- Was it easy or hard for you to think about different choices the character could make? Why?
- Have you been in a similar situation before? What did you do? How did you feel about the choice you made?
- What's the difference between imagining choices for a character and facing a dilemma in real life?
- What advice would you give someone who's facing a dilemma?

TIPS FOR SUCCESS



Use pictures or role play to support emergent bilingual learners. Allow students who speak the same language to brainstorm together before sharing with the class.



Consider whether the scenario you choose might be uncomfortable or difficult for any of the students. Talk with the student in advance or choose a different scenario.

ACTIVITY OPTIONS

Kindergarten is a time to build awareness of common dilemmas. At this age, children may have strong views of right and wrong (i.e., black and white thinking), and that's OK. Help students to brainstorm 1 or 2 possible responses and discuss what they like or don't like about each.

- **Turn and Talk:** Ask students to pair up and discuss the dilemma with a partner. Ask them to either generate a couple of solutions or find one solution that they both agree on. Then, ask volunteers to share the solutions they discussed.
- **Role-Play:** Role play the different dilemmas with puppets or with another adult in the room. During the role play, have explicit conversations with children about the different choices the characters could make and what might happen as a result. Later in the year, ask for volunteers to lead the role plays.
- **Flip the Switch:** Tell students that you're going to play a game where they brainstorm many different solutions to the dilemma. First, ask them to share positive choices the character could make. Go around the circle and share, or ask them to participate "popcorn style." Then, when you call out "Flip the Switch!" have them share negative choices the character could make. Then lead a discussion to reflect on their suggestions.
- **Write a Letter/Draw a Picture:** Ask students to write a letter or draw a picture of a choice the character in the dilemma could make. Students can then share with the class, turn their work in to you, or keep them private.